





Lot # 14




Reference Drawing - Not to Scale

<div>   </div>		NMSU 2016 ADA Assessment Phase 1 January 2017	
Building #:	365		
Building Name:	Speech Building		
Drawing Title:	Site Plan		


➔ Primary Accessible Entry

 ADA Compliant Exterior Public Entries

 NON ADA Compliant Exterior Public Entries



Reference Drawing - Not to Scale

	NMSU 2016 ADA Assessment Phase 1 January 2017	
Building #:	365	
Building Name:	Speech Building	
Drawing Title:	Site Plan	

➡ Primary Accessible Entry



ADA Compliant Exterior Public Entries



NON ADA Compliant Exterior Public Entries



Reference Drawing - Not to Scale



NMSU 2016 ADA Assessment
Phase 1
January 2017

Building #:	365
Building Name:	Speech Building
Drawing Title:	Site Plan

➡ Primary Accessible Entry



ADA Compliant Exterior Public Entries



NON ADA Compliant Exterior Public Entries